



peerless®

**SmartMount® 600 Series**

FLAT AND TILT MOUNTING SOLUTIONS FOR FLAT PANEL SCREENS

 **TARGET**  
DISTRIBUTING

**888.792.7463**

**WWW.TARGETD.COM**

# SmartMount® 600 Series

## Uniquely designed to simplify professional installations

The next-generation features of the SmartMount® 600 series would be considered innovative by themselves. But when designed to work together seamlessly to create easier, faster installations, the result is genius.

Completely redesigned to open up installation possibilities for screen placement, while putting control of all screen adjustments right at your fingertips. The next-generation SmartMount 600 series of professional mounting solutions offers a complete selection of brilliantly simple-to-install flat and tilt mounts. Only from Peerless.

### PRE-TENSIONED SCREEN ADAPTERS

Screens are held safely in place from the moment you hook them on, freeing you to finish the installation without having to worry about the screen hitting the wall. End-users can effortlessly adjust the tilt at any time with just a touch.

### OPEN WALL PLATE ARCHITECTURE

Offers outstanding flexibility in mount placement. Easily accommodate cables, cords, and electrical gangboxes within or around the wall plate.

### INCRELOCK™ TILT

Easily set precise tilt settings at 5° increments making it easy to set multiple screens at the same angle. Also prevents unwanted or accidental angle tampering.

### EASY-GRIP LEVER

Designed for easy reach and easy grip. Lock tilt position in place with a quick turn of the ratcheting lever.

### EASY-GLIDE RAMP

Just hang the screen on the wallplate. The adapter brackets glide into position with an audible click, letting you know the screen is held securely.



### CONTINUOUS RAIL DESIGN

Even if you mount to irregularly spaced studs, you can still perfectly position the screen where you need it to go with up to 8" of horizontal adjustment.

### SECUREMENT SCREWS

Security screws are provided to secure the screen to the wall plate. This safety feature prevents the screen from accidentally being dislodged. Security models include theft-resistant screws to safeguard the TV from theft.

### FINISHED END PANEL
















Unique end panel design creates a clean appearance by hiding screws from view.

### PEERLESS SORTED-FOR-YOU™ FASTENER PACK

SmartMount® products are equipped with all the necessary screen attachment screws and spacers so you'll never have to run to the hardware store. Plus, the hardware is separated into individual pouches, putting what you need at your fingertips.



# SmartMount® 600 Series

Product Type	Flat Panel Screen Size Range	Models	Picture	Max Load	Mounting Pattern	Distance From the Wall	Tilt Range	Metal Stud Accessory	Horizontal Adjustment	Single / Double Stud Mounting	Color
Flat	10"-24"	SF630(P)(-S)		80lb (36kg)	VESA® 75 and 100mm	.96" (24mm)	N/A	ACC215	N/A	Single	Black / Silver
	22"-40"	SF632(P)(-S)		115lb (52kg)	VESA® 75, 100, 200 x 100 and 200 x 200mm	1.02" (26mm)	N/A	ACC215	N/A	Single	Black / Silver
	23"-46"	SF640(P)(-S)		150lb (68kg)	17.73"W x 12.94"H (450 x 328mm) VESA® up to 400 x 200mm	1.18" (30mm)	N/A	ACC415	Up to 6" (152mm)	Single / Double	Black / Silver
	32"-56"	SF650(P)(-S)		175lb (79kg)	29.23"W x 17.05"H (742 x 433mm) VESA® up to 600 x 400mm	1.7" (43mm)	N/A	ACC415	Up to 8" (203mm)	Double	Black / Silver
	37"-63"	SF660(P)(-S)		200lb (90kg)	32.48"W x 17.05"H (825 x 433mm) VESA® up to 800 x 400mm	1.25" (32mm)	N/A	ACC415	Up to 8" (203mm)	Double	Black / Silver
	42"-71"	SF670(P)(-S)		250lb (113kg)	35.75"W x 19.79"H (908 x 503mm)	1.75" (44mm)	N/A	ACC415 / ACC615	Up to 12" (304mm)	Double / Triple	Black / Silver
	61"-102"	SF680(P)(-S)		350lb (158kg)	43.75"W x 29.31"H (1111 x 745mm)	1.75" (44mm)	N/A	ACC615	Up to 12" (304mm)	Triple	Black / Silver
Tilt	10"-24"	ST630(P)(-S)		80lb (36kg)	VESA® 75 and 100mm	1.58" (40mm)	+15°/-5°	ACC215	N/A	Single	Black / Silver
	22"-40"	ST632(P)(-S)		115lb (52kg)	VESA® 75, 100, 200 x 100 and 200 x 200mm	1.66" (42mm)	+15°/-5°	ACC215	N/A	Single	Black / Silver
	13"-37"	ST635(P)(-S)		125lb (56kg)	9.65"W x 9.48"H (245 x 240mm) VESA® 75, 100, 200 x 100 and 200 x 200mm	2.65" (67mm)	+15°/-5°	ACC215	N/A	Single	Black / Silver
	23"-46"	ST640(P)(-S)		150lb (68kg)	18"W x 12.94"H (458 x 329mm) VESA® up to 400 x 200mm	2.6" (67mm)	+15°/-5°	ACC415	Up to 6" (152mm)	Single / Double	Black / Silver
	32"-56"	ST650(P)(-S)		175lb (79kg)	29.5"W x 17.67"H (749 x 449mm) VESA® up to 600 x 400mm	2.67" (68mm)	+15°/-5°	ACC415	Up to 8" (203mm)	Double	Black / Silver
	37"-63"	ST660(P)(-S)		200lb (90kg)	32.75"W x 17.67"H (831 x 449mm) VESA® up to 800 x 400mm	2.67" (68mm)	+15°/-5°	ACC415	Up to 8" (203mm)	Double	Black / Silver
	42"-71"	ST670(P)(-S)		250lb (113kg)	36"W x 20"H (915 x 503mm)	3.04" (77mm)	+15°/-5°	ACC415 / ACC615	Up to 12" (304mm)	Double / Triple	Black / Silver
	61"-102"	ST680(P)(-S)		350lb (158kg)	44.04"W x 29.31"H (1119 x 745mm)	3.07" (78mm)	+15°/-5°	ACC615	Up to 12" (304mm)	Triple	Black / Silver

## ACCESSORIES

Model

Description



ACC309

Video Conferencing Shelf



ACC415 / ACC615

Metal Stud Accessories



**peerless®**